

Exhibition: *Small Matters*, works by members of the Australian Miniature Society 5 - 28 September 2024



Michaela Laurie *Going to Town*, gouache, coloured pencil, pigment pen and watercolour, 10 x 10 cm



Vicki Ratcliff *Big Swell*, oil on paper, 10 x 10 cm

ABOUT: The Australian Society of Miniature Art (NSW) <https://asmansw.com/> was started in 1985. It fosters both traditional and contemporary art, realist and abstract. Works may include a range of media such as watercolour, oil or acrylic as well as drawing, printmaking, mixed media and 3D.

What is a Miniature

Australian Miniature society guidelines:

- for a two-dimensional work is that the perimeter of the actual artwork must not exceed 40cm (e.g. 10cm x 10cm, or any variation of this size e.g. 12cm x 8cm).
- A three-dimensional work must not exceed 15cm in any direction, and the front cover of a miniature book must have a perimeter of no more than 40cm.
- Books should be entirely handmade by the artist.

Compare these rules to those in UK: <https://royal-miniature-society.org.uk/>

STUDYING

Research the history of miniature arts.

Some names of artists and styles associated with miniatures: Behzād, Sulṭān Muḥammad, Jean Fouquet, Nicholas Hilliard, Shīrāz school, Mughal style.

Look at:

<https://www.clevelandart.org/exhibitions/diseembodied-portrait-miniatures-and-their-contemporary-relatives> at the Cleveland Museum

Conserving miniatures, V&A Museum London <https://www.youtube.com/watch?v=HXIVDRCZW8g>

Why do you think miniatures were/are popular? Consider how you might physically respond to the scale of these works.

MAKING

Look at the instructions for how to make a small folded book on the next page.

Follow these instructions.

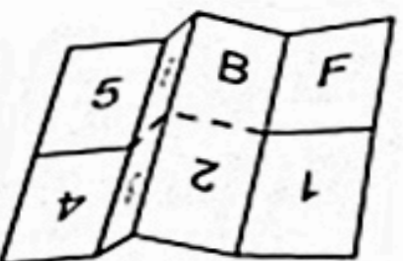
Once you have made your book create miniature drawings on each page.

You might consider this book as a zine and create a story, told in miniatures.

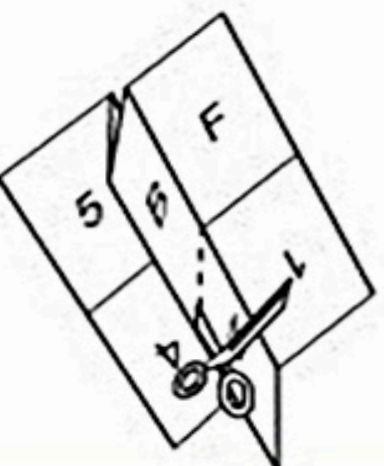
Folding Instructions

5	1
6	2
B	3
Look & Draw	4

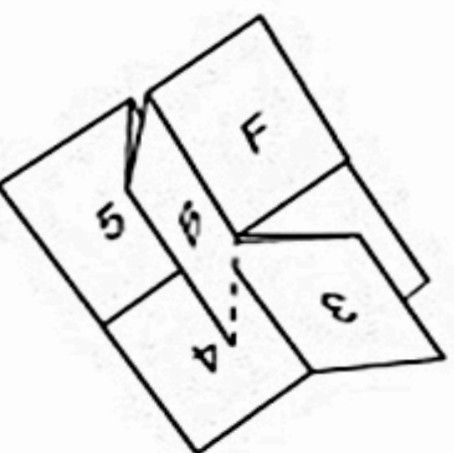
1. Start with front page at bottom left



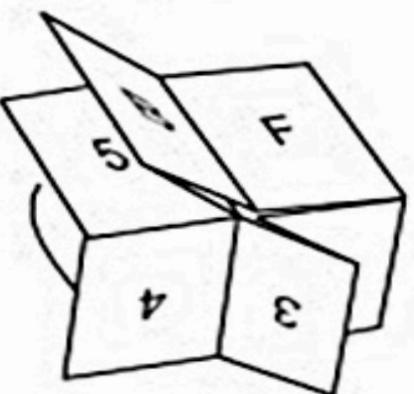
2. Fold in half in both directions



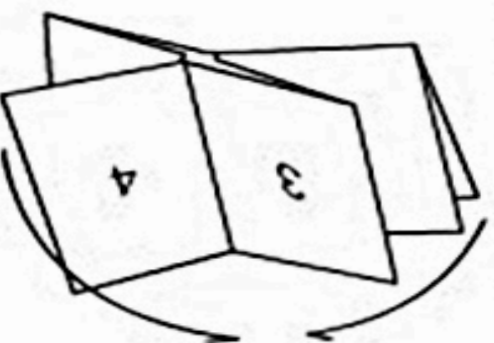
4. Fold to opposite ends.



5. Fold in half vertically



6. Fold in half horizontally



done. enjoy!

